



HEAD START ANNUAL REPORT 2019



East Hartford Public Schools [EHPS]

Email: beauchamp.la@easthartford.org

Website: easthartford.org

Tel: [860]622-5440

191 Main Street



East
Hartford
Public
Schools

TABLE OF CONTENTS

BACKGROUND	3
FINANCIAL SUMMARY	4
2018 Budget	4
Estimated Funding for 2019-2020	4
Financial Audit and Review	4
CHILDREN AND FAMILIES SERVED	5
Children Served	5
Number of Families Served	5
COMPREHENSIVE SERVICES	6
Education	6
Transition to Kindergarten	6
Health, Nutrition and Mental Health	8
Health	8
Insurance	8
Medical Home	8
Dental	8
Family & Community Engagement	8
ENROLLMENT AND ATTENDANCE	9

BACKGROUND

East Hartford Public Schools Head Start Program at Hockanum School is one of the three grantees in the Hartford County; the program is an entity in East Hartford Public Schools and is located at the Hockanum Early Learning Center (ECLC) at 191 Main Street in East Hartford, Connecticut.

East Hartford Public Schools Head Start Program at Hockanum School is a federal and state funded program and serves low-income families with children 3 and 4 years old. The grants are awarded by Regional Offices within the Department of Health and Human Services and the Office of Early Childhood, State of Connecticut. The program provides high quality preschool services for children and families, through a shared service arrangement with School Readiness, Special Education and Smart Start.

The Head Start program benefits from being a part of the East Hartford Public Schools. The relationship strengthens the program's ability to meet the needs of the children and families and to deliver quality early childhood education while providing a comprehensive service delivery model.

In the 2018 school year, the program funded 162 children. The program is governed under the same residential requirement as the public school. All children enrolled in the program must be residents of East Hartford. The Head Start program operates 9 classrooms with 18 children in each class. All classrooms are open for 6 hours per day. There are 32 full-time staff and 5 part-time staff that support the program goals and objectives.



FINANCIAL SUMMARY

2018 Budget

The funding level for 2018 was \$1,622,771. This budget includes the regular operating grant and the allowance for training and technical assistance funds. Head Start programs are required to provide at least a 20% match of their total funding in order to spend federal dollars. East Hartford Head Start meets this requirement through the East Hartford Board of Education Public Schools. The required non-federal share for the operating period was \$405,693 (20%). See below: 2018-2019 budget broken down into the following components:

Federal Head Start Award

Total Federal Head Start Award	\$ 1,622,771
Expenditures Categories	Program Operation
Personnel and Taxes	\$ 1,301,983
Fringe Benefits	\$ 278,365
Operational Spending	\$ 23,120
Training and Technical Assistance Award	\$ 19,303

State Head Start Award

Total State Head Start Award	\$ 330,004
Expenditures Categories	Program Operation
Personnel and Taxes	\$ 286,847
Fringe Benefits	\$ 43,157

The East Hartford Public School Head Start Program received \$28,381 from a Cost of Living Assistance (COLA) supplemental grant through the Administration of Children and Families for the operation of the program for 2018-2019.

Total Cost of Living Award	\$ 28,381
Personnel and Taxes	\$ 22,141
Fringe Benefits	\$ 6,240

Estimated Federal & State Funding for 2020

Total Estimated Awards	\$ 1,865,966
Federal Head Start Award for 2020	\$ 1,622,771
State Head Start Award for 2021	\$ 243,195

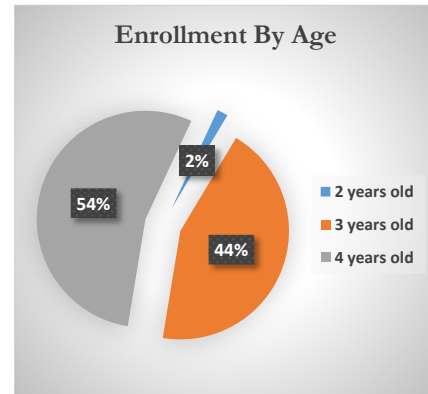
Financial audit and review

The last annual agency financial audit was completed in June 2018 with no findings of non-compliances.

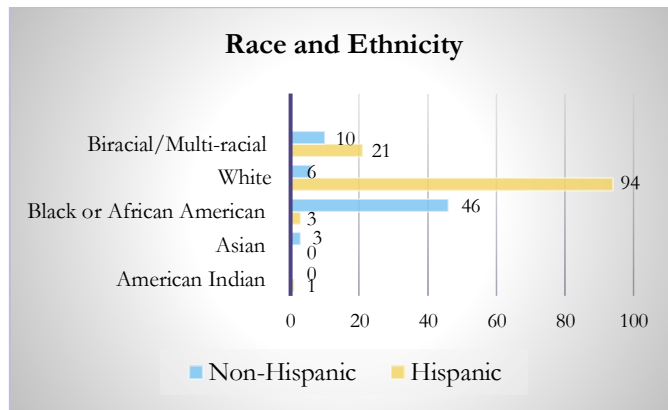
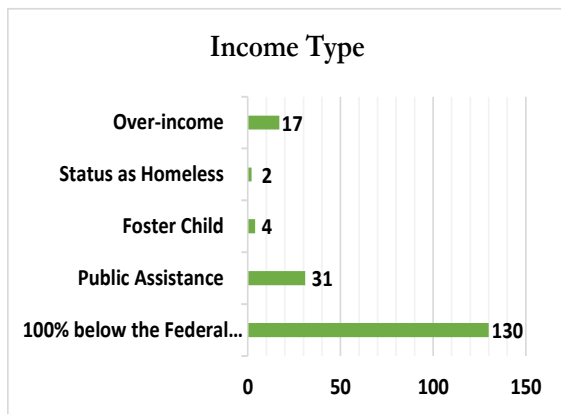
CHILDREN AND FAMILIES SERVED

Children

East Hartford Public Schools Head Start Program at Hockanum School is funded to serve 162 children ages 3 to 5 years and provide services in the town of East Hartford. Of the 184 children, 54% were 4 years old, 44% were 3 years old and 2% were 2 years old. Of the total children enrolled 23% returned for the second year, 2% for the third year and 3%, (5) child enrolled for less than 45 days. 25 (14%) children dropped from the program and did not return. The open slots were filled with a child from the program's waitlist.



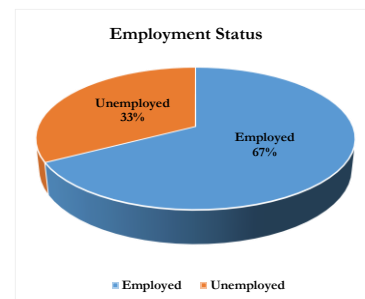
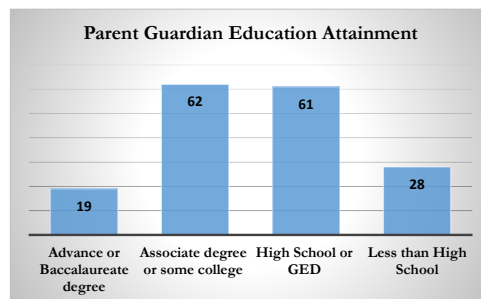
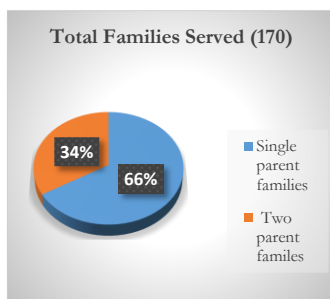
Hispanic	119	65%



Families

Number of Families Served

The Head Start program served 170 families for 2018-2019 school year, 57 two parent families and 113 single parent families. 16% of the families had less than a high school education, 36% had a High school Diploma or General Equivalency Diploma, 37% had an associates degree and 11% had an advance degree. See chart below for Employment breakdown.



COMPREHENSIVE SERVICES


Education

East Hartford Public Schools Head Start Program at Hockanum School has highly skilled and trained education staff. See teacher's education level below:

9 Teachers	Master Degree
2 Paraprofessionals	Baccalaureate
4 Paraprofessionals	Associate Degree
7 Paraprofessionals	Child Development Associate (CDA)

The program uses Classroom Assessment Scoring System (CLASS) to identify underperforming domains and uses professional development and coaching to address areas that need improvement.

See scores for the latest CLASS review below:



The program uses Teaching Strategies GOLD Assessment Tool (TS-Gold) to identify underperforming domains and use professional development and coaching to address areas that need improvement. Data collection shows strong gains in all areas for pre-k 3 and pre-4.

TS Gold Data -Pre-K 3

Areas of Development	Fall 2018 (Baseline)			Spring 2019 (Final Assessment)			Evidence of Growth from Baseline 2018 to Spring 2019		
	% Children Below	% Children Meeting	% Children Exceeding	% Children Below	% Children Meeting	% Children Exceeding	% Children Below (decrease)	% Children Meeting (increase)	% Children Exceeding (increase)
Social Emotional	68%	32%	0%	17%	77%	6%	51%	45%	6%
Physical	54%	46%	0%	10%	87%	3%	44%	41%	3%
Language	69%	31%	0%	23%	73%	4%	46%	42%	4%
Cognitive	75%	25%	0%	24%	76%	0%	51%	50%	0%
Literacy	83%	17%	0%	39%	61%	0%	44%	44%	0%
Math	78%	22%	0%	35%	65%	0%	43%	43%	0%

TS Gold Data -Pre-K 4

Areas of Development	Fall 2018 (Baseline)			Spring 2019 (Final Assessment)			Evidence of Growth from Baseline 2018 to Spring 2019		
	% Children Below	% Children Meeting	% Children Exceeding	% Children Below	% Children Meeting	% Children Exceeding	% Children Below (decrease)	% Children Meeting (increase)	% Children Exceeding (increase)
Social Emotional	75%	25%	0%	14%	66%	20%	60%	41%	20%
Physical	58%	42%	0%	7%	87%	6%	48%	45%	6%
Language	55%	44%	1%	14%	66%	20%	40%	22%	19%
Cognitive	58%	42%	0%	9%	85%	6%	49%	43%	6%
Literacy	67%	32%	1%	13%	78%	9%	54%	46%	8%
Math	82%	18%	0%	25%	70%	5%	57%	52%	5%

Transitioning Children into Kindergarten

The program collects child outcome data through TS-Gold three times per year and results from these outcome measures are shared with teachers and parents. Since the ECLC Head Start program typically turns over close to 60% of the children as a result of Kindergarten transitions, the fall scores are used as a baseline plan quantitative improvement for progress in all domains.

The Head Start Program benefits from being a part of the public school system by enhancing the program's transition process. The program works with the families and the school district to create a smooth and successful transition as the children move into their formal educational journey. The children's health and education records are forwarded to their respective school. On June 10, 2019, the end of 2018 school year, 100 children transitioned to kindergarten. The staff had discussions with the parents on the final home visit, required by Head Start administration. In addition, the Head Start teachers met with kindergarten teachers in East Hartford School district to share information on children going to kindergarten. Below are additional activities the program and the EHPS district does to assist the children and families to transition the out of the Head Start program:

- Transition planning takes place annually for preschool and kindergarten staff.
- Student files are part of the permanent school record, both educational and health.
- Children records are transferred to the appropriate school.
- Preschool staff are available to kindergarten teachers during the enrollment process and after the transition takes place.
- A meeting is conducted in the receiving elementary school to discuss transition for children with disabilities.

Health, Nutrition and Mental Health

In 2018 school year, all 184 enrolled children had health insurance and a medical home; 183 had continuous accessible dental care provided by a dentist. At the end of the program year, 172 of 184 were up-to-date on their scheduled child well care, 182 children were up-to-date on all immunizations appropriate for their age, and 170 had a complete professional dental exam.

Medical

# of children with updated annual physical examination	184
# of Children who are up to date on all immunizations	182
# of Children who are diagnosed with a chronic condition	31
# of Children who received treatment	29
# of Children with mental health services	16
# of Children who are overweight or obese	65
# of Children who are underweight	3

Dental

# of children with continuous dental care by a dentist	183
# of Children with who received preventative care	162
# of Children with who diagnosed as needing treatment	29
# of Children with who received treatment	22

Insurance

# of children with health insurance	182
# of children with no health insurance	2

Medical Home

# of children with medical home	184
# of children with no health insurance	0

Family & Community Engagement

At East Hartford Public Schools Head Start Program, we recognize that parents are the first teacher for their children. The program makes deliberate efforts to support the families through our family engagement approach to become active partners in the success of the educational development of their children. We encourage volunteer activities throughout the year. Parents are encouraged and supported to become directly involved in decision-making of the program by becoming an active member of the Policy Council, Health-Family Services Advisory Committee and attend Parent Meetings.

Family engagement activities for the 2018 school year included:

Parent Orientation	Parent/Teacher Conferences
Monthly Parent Meetings	Case management/Goal Setting
Classroom Activities	Parent Education Workshops
Monthly Policy Council Meetings	Wellness Health Fair
Parent-Child Activity Night	Home Visits
Arts & Crafts Night	I Am Moving I am Learning (Zumba Night)
Shop Rite Cooking Class- Parent Classes	GED Classes
Gardening	

ENROLLMENT AND ATTENDANCE

As a requirement, the program must provide a monthly enrollment status to the Head Start Administration. If the program's attendance falls below the 85%,

Below is the 2018-2019

enrollment and attendance, the program maintained full enrollment and an attendance rate of 85% or higher for 2018 school year.

Head Start Average Daily Attendance by Room 2018-2019										
Funded Enrollment - 162										
Month	Sep-18	Oct-18	Nov-18	Dec-18	Jan-19	Feb-19	Mar-19	Apr-19	May-19	Jun-19
End Of Enrollment	160	161	162	161	162	162	162	162	161	159
Average Daily Attendance	91%	88%	87%	84%	83%	86%	88%	90%	88%	73%
YTD Enrollment 161 (99.4%)					YTD Attendance 86% (ADA)					

East Hartford Public Schools Board Meeting minutes and policies are available on the school website for public viewing. www.easthartford.org